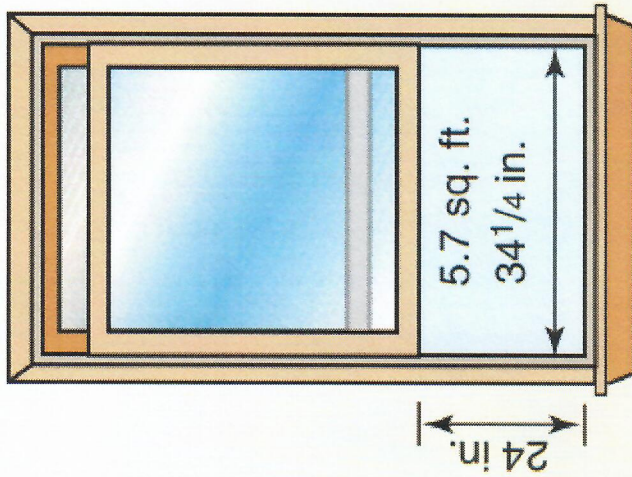


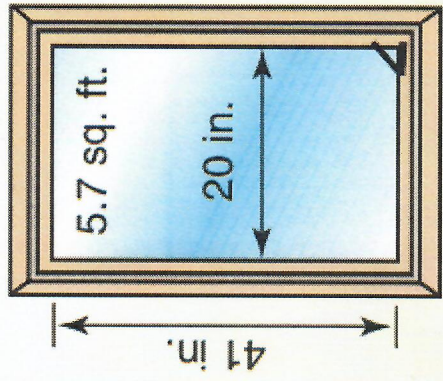
Examples of windows that satisfy the emergency escape and rescue opening dimensions:

Net opening


- 20 in. minimum width
- 24 in. minimum height
- 5.7 sq. ft. minimum area



Double- or  
single-hung  
window



Casement  
window



Sliding  
window

